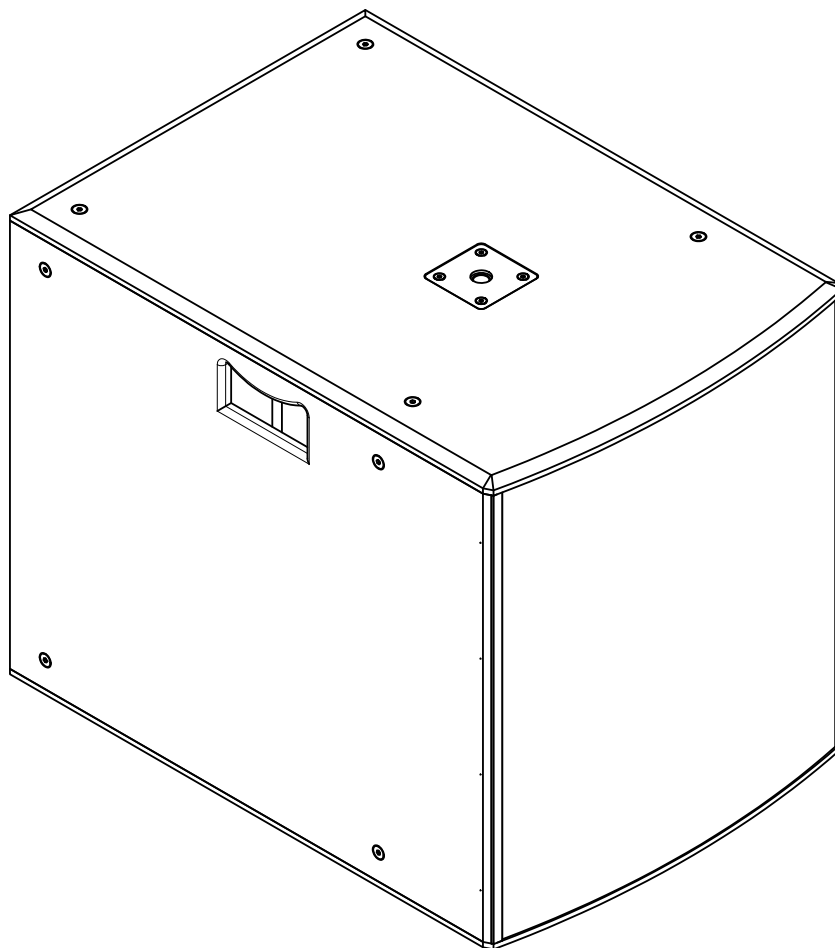


Point 215  
Touring [965-0012]  
Installation [965-0014]

PRODUCT INFORMATION BOOKLET

Document Reference: P215\_PIB\_EN\_1.2

Distribution Date: October 30th, 2014



## General Information

Congratulations on your purchase of the Adamson Systems Engineering Point 215 subwoofer enclosure. Included in your shipment should be: **1x Point 215 enclosure**

All products manufactured by Adamson Systems Engineering are inspected before packaging and shipping and should arrive free from technical and visual defects. After opening the shipping container, check for any damage. If found, please notify your Adamson representative immediately. The consignee should then initiate a damage claim with the shipping agent. Be sure to save all contents and packing materials to be inspected by the carrier.

Read this document thoroughly and completely to become familiar with the product. Also read the product manual containing vital information regarding proper use and safety limits of this product. All accompanying documentation can also be obtained by contacting your Adamson representative, or through the website at <http://www.adamsonsystems.com/>.

We are always improving our products and technology, and as such, Adamson Systems Engineering reserves the right to change the contents of its documents without prior notice. Please refer to Adamson Systems Engineering's website for up to date documentation.

## Symbols



**Important Operating Instructions** - Notification of instructions that must be strictly followed to ensure proper use of the product.



**Warning** - Indication of a potential risk of harm to an individual or possibility of damage to the product.

## Safety Instructions

1. Read this document completely.
2. Follow all safety instructions and heed all warnings indicated by the appropriate signal.
3. This product is not to be modified.
4. This product is only to be used in conjunction with equipment or accessories authorized by Adamson Systems Engineering. Using unauthorized items is prohibited as this allows risk of hazardous accidents and/or personal injury.
5. Read the accompanying user manual before using the product. Follow all instructions regarding use of approved accessories.
6. Before suspending this product, read the accompanying user manual's rigging section.
7. Do not expose this product to extreme environmental conditions, such as excessive heat, moisture or rain for prolonged periods of time.
8. Do not store or transport this product on an unstable surface.
9. When transporting this product, please carry by using the handles, or use the approved transportation accessories.
10. Maintain all documentation shipped with the product. Record any service to the product in the maintenance section, and if re-selling the product, include these documents in the transaction.
11. The maintenance section of this document is to be followed exactly.
12. This product is capable of producing extremely high sound pressure levels which can lead to permanent hearing damage to performers, crew and audience members. Do not stay within close proximity of this product when it is in operation and use appropriate ear protection.
13. When ground stacking, this product can vibrate and move. Make sure the product is properly secured when in use in ground stacked configurations.

## Proper Use



Please read the Point Series User Manual for proper use of this loudspeaker product.

## Rigging



Please read the rigging section of the Point Series User Manual for proper rigging techniques and safety limits. Use Blueprint AV™ to determine proper rigging information.

# Point 215




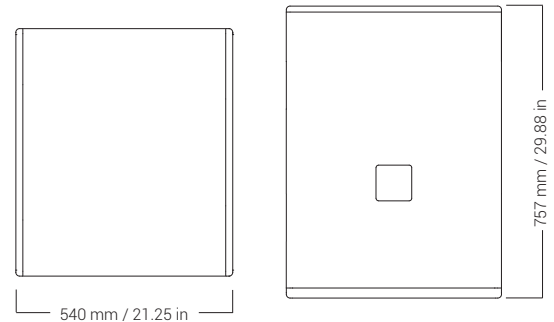
The Point 215 Sub has been designed to complement the larger Point Series 2-way enclosures; it encompasses 2x ultra powerful 15" Kevlar Neodymium LF Drivers, giving this enclosure an output of 136.3 dB (peak), enough SPL to match multiple 12" and 15" Point Series loudspeakers. The Point 215 Sub can also be used as a stand-alone product, paired with your existing system setup to supplement missing bottom-end. Be careful though, its size is deceiving and for best results use it with Point Series tops for any live and / or playback material. Even Blues, Hip-Hop, Rock'n'Roll or Metal are no challenge for this workhorse.

The Point 215 Sub is meant to be placed on the floor, or on stage, where it's at its best. Should you want to array this sub, it comes with built-in 5/16 threads for eye hooks, and with an optional pole-mount base which allows SLR™ systems to attach to it via a pole-mount; otherwise this Sub is rigging free.

## Specifications

Frequency Range (+/- 3dB)	40Hz - 160Hz
Maximum Peak SPL **	136.3 dB
Components LF	2x ND15-S 15" Kevlar Neodymium Driver
Nominal Impedance LF	4 Ω
Power Handling (AES / Peak) LF	2x 500 / 2x 2000 W
Rigging	Built-in M20 Thread, 5/16-18 Threads for Eye-hooks
Connection	2x Speakon™ NL4 (Barrier Strip Optional)
Height Front (mm / in)	619 / 24.38
Width (mm / in)	540 / 21.25
Depth (mm / in)	757 / 29.88
Weight (kg / lbs)	47 / 103.5
Processing	Lake, XTA

\*\*12 dB crest factor pink noise at 1m, half space, using specified processing and amplification



# EC Declaration of Conformity

**ADAMSON SYSTEMS ENGINEERING, INC.**

1401 Scugog Line 6, Port Perry (ON), L9L 1B2, Canada

Declares that the products:

965-0012 Point 215 (Touring) and 965-0014 Point 215 (Installation)

Are in conformance with all applicable essential requirements of the Directives:

2006/95/EC: Low Voltage Directive


They have been designed to comply with the relevant sections of the following standards and technical specifications:

**Harmonised Standards**

EN 60065 (10/2011):

Audio, Video and Similar Electronic Apparatus – Safety Requirements

Established at Port Perry, ON, CA - October 30th, 2014



-----  
Brock Adamson (President & CEO)



# Maintenance

Adamson Systems Engineering products should be regularly inspected to ensure proper performance and safety. Please refer to the Point Series User Manual for detailed instructions.



**Only perform repair work using the P215 Service Kit [945-0019]**

Any other repair work is not authorized and will void the warranty. Please contact an Adamson representative for further information.

MAINTENANCE RECORD		Serial Number: # _____
Date	Service Record	Technician

# Maintenance

MAINTENANCE RECORD	Serial Number: # _____	
Date	Service Record	Technician



## Point 215

Touring subwoofer [965-0012]

Installation subwoofer [965-0014]

LF - 2x 15" ND15-S [940-0014]

M20 threaded polemount support, no passive crossover installed

[www.adamsonsystems.com](http://www.adamsonsystems.com)

[www.facebook.com/adamsonsystems](https://www.facebook.com/adamsonsystems)

CANADA: 905-982-0520

UNITED STATES: 952-892-6003

EUROPE: +49 40 7699 9959 0